



# Lewis County Soil & Water Conservation District 2025 Bare Root Tree & Shrub Sale Order Form

|                   | Species          | Aprox. Size    | Zone | Soil Preference <sup>1</sup> | Growth Rate <sup>2</sup> | Sun <sup>3</sup> | Pack  | Pack  | Pack   | Pack   | Total Quantity | Total Cost |
|-------------------|------------------|----------------|------|------------------------------|--------------------------|------------------|-------|-------|--------|--------|----------------|------------|
|                   |                  |                |      |                              |                          |                  | of 10 | of 20 | of 50  | of 100 |                |            |
| <b>Deciduous</b>  | Sycamore         | 2-0 24-36"     | 4    | SLC-M/D                      | Fast                     |                  | \$19  | \$ 36 | \$ 85  | \$ 167 |                |            |
|                   | White Oak        | 2-0 24-36"     | 3    | SLC-M                        | Slow/Moderate            |                  | \$19  | \$ 36 | \$ 85  | \$ 167 |                |            |
|                   | Red Oak          | 2-0 24-36"     | 4    | SLC-M/D                      | Moderate                 |                  | \$19  | \$ 36 | \$ 85  | \$ 167 |                |            |
|                   | Red Maple        | 2-0 24-36"     | 3    | SLC-M                        | Fast                     |                  | \$19  | \$ 36 | \$ 85  | \$ 167 |                |            |
|                   | Sugar Maple      | 2-0 18-24"     | 3    | Loam -M/D                    | Moderate/Fast            |                  | \$24  | \$ 48 | \$ 115 | \$ 226 |                |            |
| <b>Coniferous</b> | Balsam Fir       | 2-2/P+2 10-18" | 3    | SLC-M                        | Slow                     |                  | \$30  | \$ 58 | \$ 140 | \$ 275 |                |            |
|                   | Douglas Fir      | 2-2 15-24"     | 4    | SLC-M/D                      | Moderate                 |                  | \$24  | \$ 47 | \$ 112 | \$ 220 |                |            |
|                   | Col. Blue Spruce | 2-2 16-22"     | 2    | SLC-M/D                      | Slow/Moderate            |                  | \$20  | \$ 40 | \$ 96  | \$ 188 |                |            |
|                   | Norway Spruce    | 2-2 15-24"     | 2    | Loam Clay-M/D                | Moderate/Fast            |                  | \$27  | \$ 54 | \$ 129 | \$ 253 |                |            |
|                   | White Spruce     | 2-1/2-2 15-24" | 2    | SLC-M                        | Moderate                 |                  | \$22  | \$ 42 | \$ 101 | \$ 198 |                |            |
|                   | White Pine       | 2-2 16-22"     | 3    | Acidic M/D                   | Fast                     |                  | \$24  | \$ 47 | \$ 112 | \$ 220 |                |            |
|                   | Red Pine         | 2-2 14-22"     | 2    | SLC-M                        | Moderate/Fast            |                  | \$20  | \$ 40 | \$ 96  | \$ 188 |                |            |
|                   | Fraser Fir       | 3-2/P+2 10-18" | 4    | M                            | Moderate                 |                  | \$27  | \$ 54 | \$ 129 | \$ 253 |                |            |

Bare Root Shrubs & Fruit Plants are sold individually.

|                           |                        |            |   |                 |          | Price Each | Quantity | Total |
|---------------------------|------------------------|------------|---|-----------------|----------|------------|----------|-------|
| <b>Shrubs &amp; Fruit</b> | Red Osier Dogwood      | 18-24"     | 2 | SLC-M /D        | Fast     |            | \$ 1.50  |       |
|                           | Pussy Willow           | 24-36"     | 4 | Loam-M          | Fast     |            | \$ 2.00  |       |
|                           | Common Lilac           | 2-0 18-24" | 3 | SLC-M /D        | Moderate |            | \$ 2.00  |       |
|                           | Elderberry             | 18-24"     | 3 | SLC-M/D         | Moderate |            | \$ 2.00  |       |
|                           | Blackberry (Darrow)    | 1-0 1-2'   | 3 | SLC-M/D         | Moderate |            | \$ 3.00  |       |
|                           | Raspberry (Latham Red) | 2-0        | 3 | SLC-M/D         | Moderate |            | \$ 3.50  |       |
|                           | Blueberry (Jersey)     | 2-0 15-24" | 4 | Acidic Required | Moderate |            | \$ 5.50  |       |
|                           | Blueberry (BlueRay)    | 2-0 15-24" | 4 | Acidic Required | Moderate |            | \$ 5.50  |       |

|                |                       |  |            |  |  |
|----------------|-----------------------|--|------------|--|--|
| <b>Packets</b> | Bird & Butterfly Pack | 2 Each of: Black Chokeberry, Elderberry, Liatris Spicata, Ninebark, Apricot Beauty Daylily | \$ 25/pack |  |  |
|                | Hosta Pack            | 2 Each of: Ventricosa, Hyacinthina, Albo Marginata, F. Aureo Marginata, August Moon        | \$ 23/pack |  |  |
|                | Nut Tree Pack         | 2 Each of: White Oak, Burr Oak, Sawtooth Oak, Red Oak, Black Walnut                        | \$ 25/pack |  |  |
|                | Edible Fruit Pack     | 2 Each of: Blackberry, Jersey Blueberry, BlueRay Blueberry, Raspberry, Strawberry          | \$ 30/pack |  |  |

1- Soil Preferences: SLC = Sand, Loam or Clay M=Moist (well drained)  
M/D= Moist (well-drained) or Dry D= Dry



2- Growth Rates: are as listed - Slow, Moderate, Fast, Slow to Moderate or Moderate to Fast

3- Sunlight Preferences: Full Sun= Partial Sun/Partial Shade= Full Shade=

ZONE- Coldest Zone Tolerance

|                    |  |
|--------------------|--|
| <b>Front Total</b> |  |
|--------------------|--|



|                         |   | Package Size  | Order Quantity        | Total |
|-------------------------|---|---|-----------------------|-------|
| <b>Wildflower Seeds</b> |  | <b>Sunny Wildflower Mix:</b><br>Perennial Mix. Prefers full sun exposure, Plant height: 25+", Direct sow, Planting depth 1/2", Zones 3-10. Multicolor blooms, attracts pollinators. Fall or Spring planting.<br>4 ounces covers 250-500 sq ft<br><b>1oz pkg: \$4.00 each</b><br><b>4oz pkg: \$15.00each</b>         |                       |       |
|                         |  | <b>Partial Shade Wildflower Seed Mix:</b><br>Annual/Perennial Mix, Partial shade, Plant height: 25+", Direct sow, Planting depth 1/2", Zones 3-10. Multicolor blooms, attracts pollinators. Fall or Spring planting.<br>4 ounces covers 250-500 sq ft<br><b>1oz pkg: \$4.00 each</b><br><b>4oz pkg: \$15.00each</b> |                       |       |
| <b>Etc.</b>             | <b>Marking Flags</b>  | 36" Wire Post, Fluorescent Pink Plastic Flags   | <b>10 for \$ 2.50</b> |       |
|                         | <b>Fertilizer Tablets</b>   | N-P-K (20-10-5) Feeds up to 2 years per tablet  | <b>10 for \$ 2.00</b> |       |

### Orders Due by March 5<sup>th</sup>

Orders are reserved as they are received. Waiting too long to place your order may result in items being out of stock.

**While Supplies Last - No Deliveries - No Returns**





**Pick Up: Thursday April 24<sup>th</sup> or Friday April 25<sup>th</sup>**

**Payment Due With Order!**

|                    |   |
|--------------------|---|
| <b>Back Total</b>  |   |
| <b>Front Total</b> | + |
| <b>TOTAL DUE</b>   |   |

Due to the perishable nature of nursery stock, the SWCD is not responsible for stock condition after pickup by the customer or if picked up after the scheduled dates. Sizes on order form are estimates. SWCD reserves the right to offer refunds or approved substitutions for stock not available. Nursery stock obtained will be planted for the purpose of conservation.

**Customer Signature Required**       \_\_\_\_\_

|   |  |
|---|--|
| <b>Name</b>   |  |
| <b>Mailing Address</b>  |  |
| <b>City, State, Zip</b>   |  |
| <b>Phone #</b>  |  |
| <b>Credit Card Number</b>   | If preferred, you may phone in credit card orders to: 315-376-6122 |
| _____   | CCV _____  |
| <b>Exp.</b> ____ / ____   | <b>Billing Zip Code</b> _____                                      |
|     |  |
| <b>Signature Required for Card</b>  |  |

**Make Checks or Money Orders Payable to: Lewis County SWCD**

*Mail Completed Order Form with Payment to :*

**Lewis County SWCD – Tree Order**

**7356 East Road**

**Lowville, NY 13367**

**\$35 Fee**  
for  
**Returned**  
**Checks**